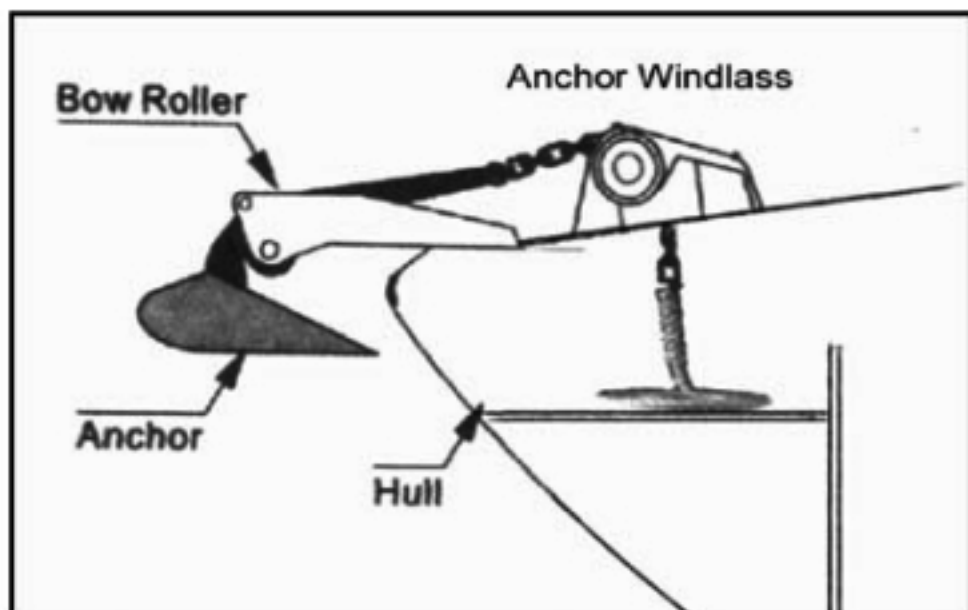


# Where can I mount my Anchor Windlass

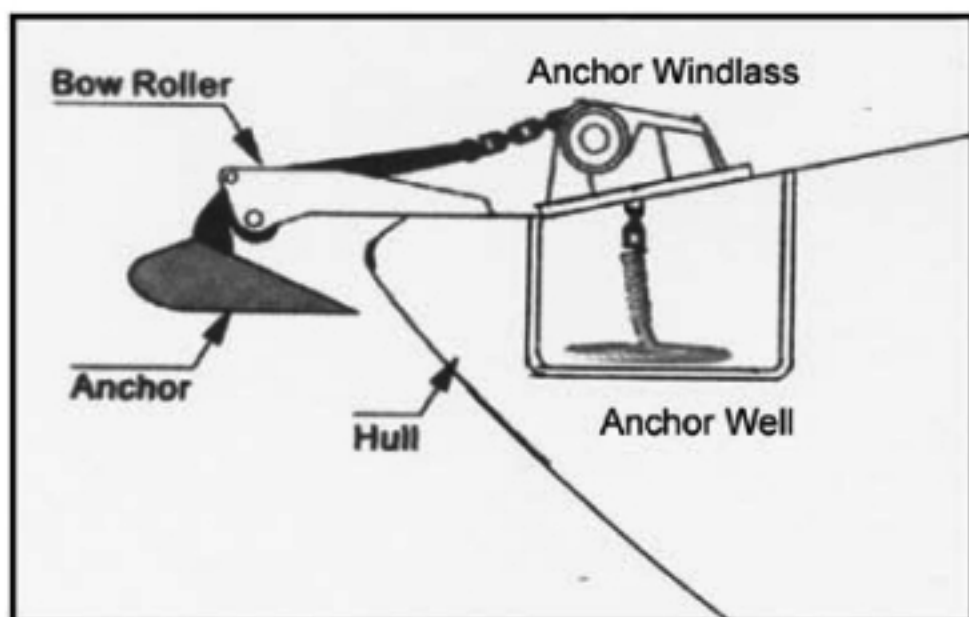
First make sure there is sufficient space to store your anchor rope and chain. Normally you need 30 cm deep from deck to store 30 metres of rope and 4 metres of chain, 50cm deep to store 50 metres of rope and 5 metres of chain.

## A. Flat deck



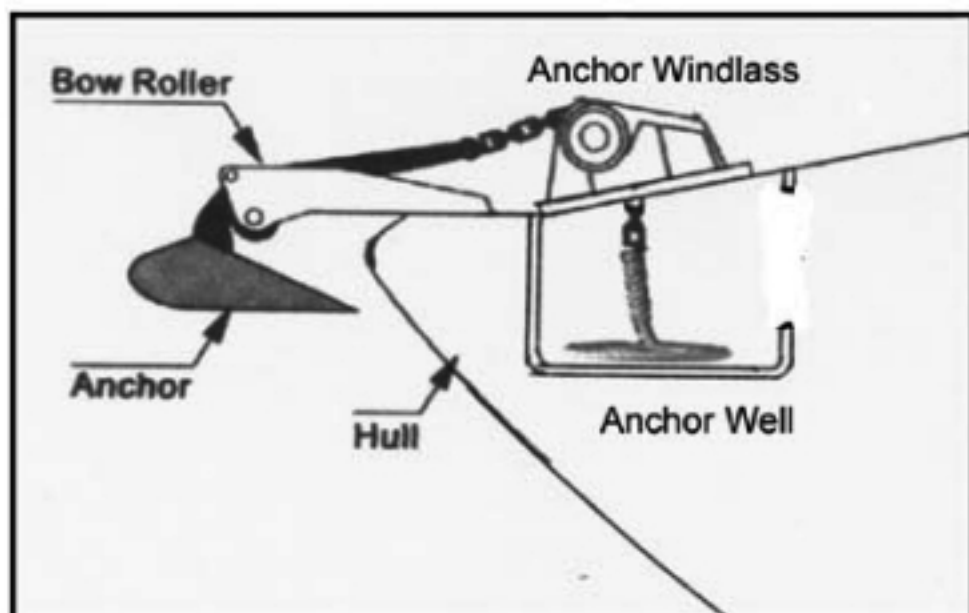
Mount on the top of the deck. Attach plywood under the deck to spray the force, if it is a aluminium, or fibre glass thinner than 6mm.

## B. There is a hatch and anchor well below and without internal access to the cabin.



You may mount on the top of hatch and attach plywood under the hatch to spray the force (You need to be able to open the hatch, if the rope gets tangled)

## C. There is a hatch and anchor well below and with internal access to the cabin.



You also can mount on the top of the hatch. The best result is to replace the hatch into plywood and secure the plywood to the deck.

**CAUTION:**Whenever you are mooring, always tie the anchor rope to the bollard. Do not allow the windlass or hatch to take the strength from the anchor rope.